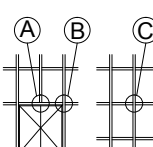

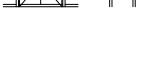

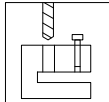
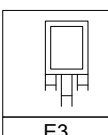
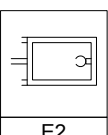
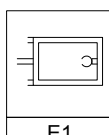
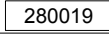

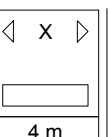
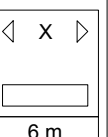
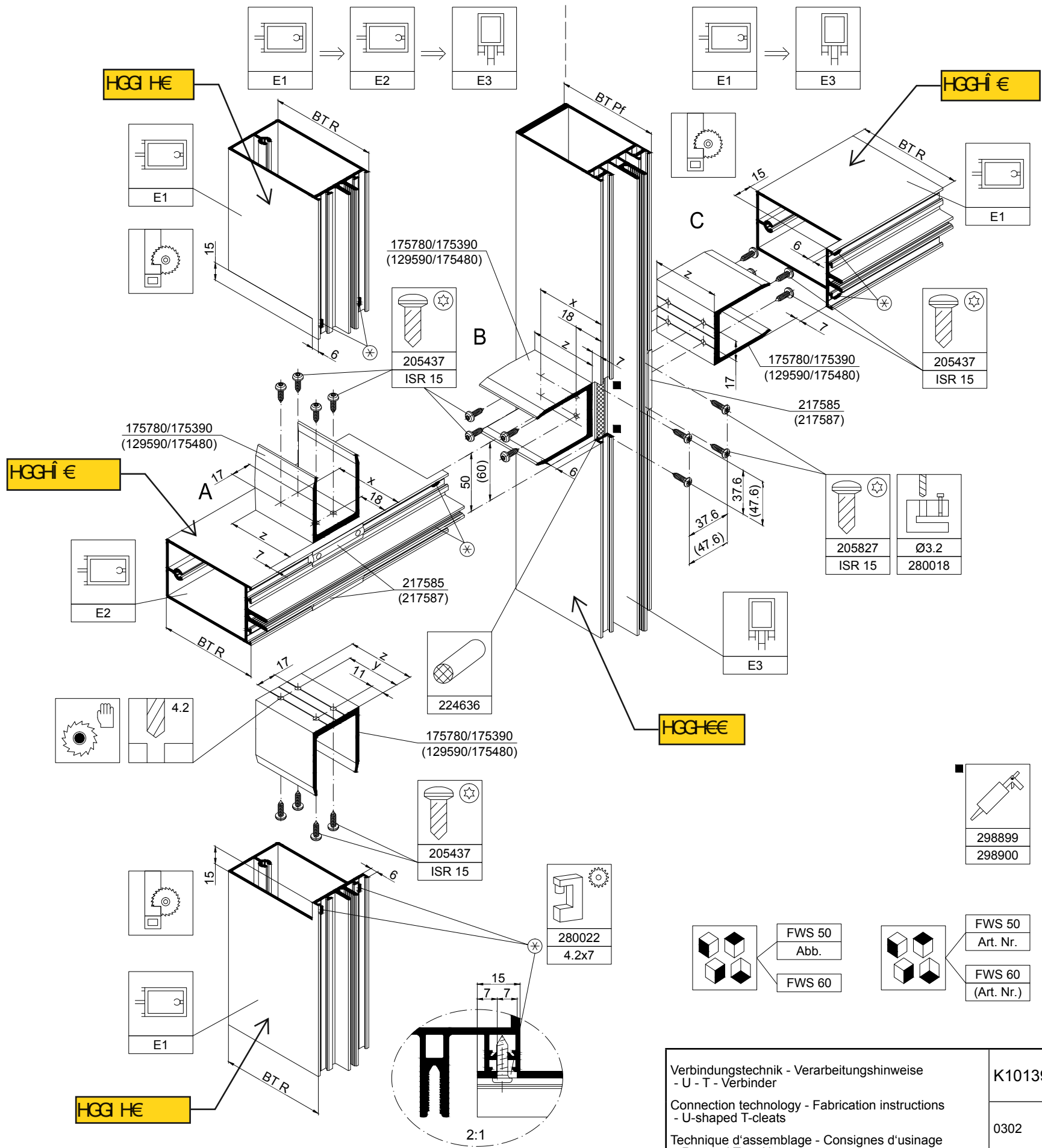
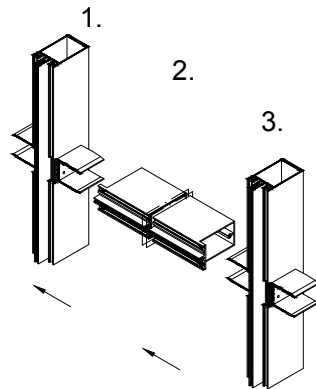
													
Abb.		Art.-Nr.											
				175780 (129590)									
				175390 (175480)									
										280018			
												Einsatzplatte Insert plate Plaque de perçage Placa adicional  280019	
Art.-Nr.													
				BT Pf		Art.-Nr.		BT R		Art.-Nr.		BT R	
4 m		6 m								x			
												y	
												z	
FWS 50													
---	322250	50	---	---	322390	55	---	A	11	22			
---	322260	65	---	---	322400	70	33	B	26	37			
323460	322270	85	322330	84	322410	90	53	A+C	46	57			
323470	322280	105	322340	104	322420	110	73	A+D	66	77			
323480	322290	125	322350	124	322430	130	93	A+E	86	97			
323490	322300	150	322360	149	322440	155	118	A+F	111	122			
323500	322310	175	493110	174	322450	180	143	A+G	136	147			
326260	326250	175	493110	174	322450	180	143	A+G	136	147			
326040	326030	200	493120	199	449590	205	168	A+H	161	172			
FWS 60													
---	---	---	---	---	324430	45	---	A	---	22			
---	324010	50	---	---	324440	55	---	A	---	22			
---	324020	65	---	---	324450	70	33	B	26	37			
324230	324030	85	324510	84	324460	90	53	A+C	46	57			
324240	324040	105	324520	104	324470	110	73	A+D	66	77			
324250	324050	125	324530	124	324480	130	93	A+E	86	97			
324260	324060	150	324540	149	324490	155	118	A+F	111	122			
324270	324070	175	---	---	324500	180	143	A+G	136	147			
324280	324080	200	---	---	326940	205	168	A+H	161	172			
---	324090	225	---	---	493680	230	193	A+I	186	197			
---	336270	250	---	---	493690	255	218	---	211	222			

Montagefolge
Installation
sequence
Ordre de montage
Orden de montaje



Verbindungstechnik - Verarbeitungshinweise - U - T - Verbinder	K1013936
Connection technology - Fabrication instructions - U-shaped T-cleats	0302
Technique d'assemblage - Consignes d'usage - Raccord T en U	Schüco FWS 50/60
Técnica de unión - Indicaciones de ejecución - Unión-T en U	